

**KENTUCKY  
CENTER**

**MORITZ VON BOMHARD THEATER TECHNICAL SPECIFICATIONS**

**Page 1**

**THEATER LOCATION**

501 West Main Street, Louisville, KY 40202

**MAIN ADMINISTRATION**

Ph. 502-566-0100 Fax 502-566-7205

**CENTER STAFF**

President: **Kim Baker** 502-566-5112

Facility Rental: **Rachel Cummings** 502-566-5187

Facilities: **Eric Spears** 502-566-5220

Front of House: **Chris Kaelin** 502-566-5165

Ticketing Director: **Curtis Schneider** 502-566-5119

Access Services: **Stacy Ridgway** 502-566-51212

**THEATER STAFF**

Production Services: **Peter Bell** 502-566-5131

Bomhard Technical Director: **Noelle Shotwell** 502-566-5136

Kentucky Center Technical Director: **David Doukas** 502-566-5105

Head Audio: **Cory Lambert** 502-566-5115

Production Department Fax: 502-566-7136

**Seating capacity:** 619, modified thrust



Charges for technical equipment to be determined by lease agreement.  
Any costs incurred due to outside rentals are subject to a 10% administrative fee.

## STAGE HOUSE FLY SYSTEM

### House Curtain:

- \* Operates as guillotine only from SL floor

## RIGGING SYSTEM

- \* 26 total line sets on 6" centers

### Type: single purchase counterweight T-rail

- \* Weight: 10,000+ lbs available
- \* Arbors: 1450 lbs maximum
- \* House Pipes: 40' long and are capable of clearing 42' from the stage
- \* Line sets are not moveable, can be diverted
- \* Spot Blocks: 5 available
- \* Lift line: 5,000+ feet available
- \* Block and Fall available: 1 @ 2:2

## PERMENANT INSTALLATIONS

### Over Stage:

- \* Electric raceways: (4) at 2', 9', 12', 17'
- \* Movie screen: 3' 6"
- \* Show drop: 16' 6"
- \* Cyclorama: 20' 7"

### Onstage:

- \* None
- \* Small onstage crossover is available US of last line set

**Proscenium:** 36' 4-1/2" wide x 19' 11-1/2" high

**Stage floor:** maple with two motorized pit lifts

**Stage height:** 2' 7-3/8" above audience level

## BACKSTAGE ORCHESTRA PIT

- \* Pit lift is in two sections  
see drawing for dimensions
- \* Adjustable to 14' below stage by mechanical lift

## LOADING DOCK

- \* 3' 11-5/8" above ramp
- \* Loading door: 8' 11" wide x 8' 8" high
- \* Trucks: 1 straight truck will fit at a time  
tractor trailers must load on alley, not on dock
- \* Loading Dock: Door is at truck level, truck slopes away from dock
- \* No forklift is required
- \* Security: 24/7 security at opposite side of building

## WARDROBE

- \* Access: Opposite side of building, limited availability
- \* Facilities: 3 Washers and 3 Dryers with additional hookups available
- \* Approximately 700 sq. feet of clear floor space
- \* Racks: 6 rolling racks @ 6' each

## DRESSING ROOMS

### All Dressing Rooms Stage Right

- \* Star Dressing Room: sink, toilet, shower  
2 persons maximum
- \* Chorus Rooms: (2) each with sink, toilet, shower. 10 people

**STORAGE SPACE:** Various sizes and locations

**REHEARSAL SPACE:** Various sizes located front of house



KENTUCKY  
CENTER



**ELECTRICS**

**Road Service Power (Company Switch): All panels are fuse protected per phase**

Panel	Phase	Amps	Typical Use	Location
A	3	600	Dimmers	DSR wall in wing
B	3	600	Dimmers	DSR wall in wing
C	3	50	Audio-Isolated Ground	DSL wing wall
Dock A	3	200	Bus/Production	Loading Dock
Dock B	3	200	Bus/Production	Loading Dock

Recommended location of dimmer racks is DSR on deck.

**Front of House**

All 20amp Front of House circuits may be broken individually at the FOH Intercept Panel located DSR.

Circuit terminations are 20amp stage pin.

Circuits Position	Pipe Length	Distance to Proc.	House Circuits	Connector Type
Catwalk A	32'	4' 3"	20	20amp stage pin
Catwalk B	32'	7' 3"	20	20amp stage pin
			3	50amp stage pin
Catwalk C	62' 7"	19' 3"	7	20amp stage pin
			4	50amp stage pin
Catwalk D	84' 5"	34'	8	20amp stage pin
			4	50amp stage pin
Catwalk E	36' 7" HR	57' 10"	6	20amp stage pin per side
	36' 3" HL		2	50amp stage pin per side

Box Boom circuits are feed from available catwalk circuits

**Available Fixtures for Onstage and FOH Electrics:**

Instrument	Quantity	Instrument	Quantity
Source Four 10 degree	24	2K Fresnel	40
Source Four 14 degree	24	Source Four PAR	30
Source Four 19 degree	60	1.5K Ianiro CYC fixture	20
Source Four 26 degree	70	5K Fresnel	6
Source Four 36 degree zoom	40	1K Mini 10's	12

All fixtures have necessary accessories (gel frames, safety cables, template holders, etc.)

**Lighting Control: ETC ION****Follow spots:**

Located in control booth at rear of house

(2) Lycian 1272; 1,200 watt Xenon follow spots



KENTUCKY  
CENTER



**SOUND****Front of House Mix Location:** Rear of house**FOH Consoles:** Midas Heritage 1000, 48 channel frame

**House Speakers:** 8 Meyer Sound M1D per side  
 2 Meyer Sound M1D-Sub per side  
 2 Meyer Sound M1D for front fill  
 2 Meyer Sound 700-HP Subwoofer per side

**Loudspeaker Processor:** Meyer Sound Galileo 616

**FOH Effects/Outboard:** TC Electronic EQ Station, 8 channels  
 Lexicon PCM 91  
 Lexicon PCM 81  
 TC Electronic M2000  
 Lexicon LXP15  
 TC Electronic D2  
 (2) DBX166 Compressor  
 (8) DBX900 Series Compressor  
 (4) Aphex 651 Compressor  
 (2) Aphex 622 Gate

**Monitor Console:** Midas Heritage 3000, 48 channel frame  
 Midas M32, 32 channels

**Monitor Speakers:** 11 Meyer Sound USM-1P; 4 Meyer Sound USM-100P; 2 Meyer Sound MTS-4A**Monitor EQ:** 16 channels TC Electronic EQ Station with Motofader**Monitor Effects/Outboard:** 4 channels DBX 166; 4 channels DBX 1066; TC M2000

**Communication:** ClearCom intercom with 8 headsets and belt packs  
 HME System 850 with 4 headsets and belt packs

**Paging:** Dressing Room and Backstage, paging microphone in control room

**Assistive Listening** Sound Associates Infrared Assistive Listening System  
 Williams Sound RF Assistive Listening System

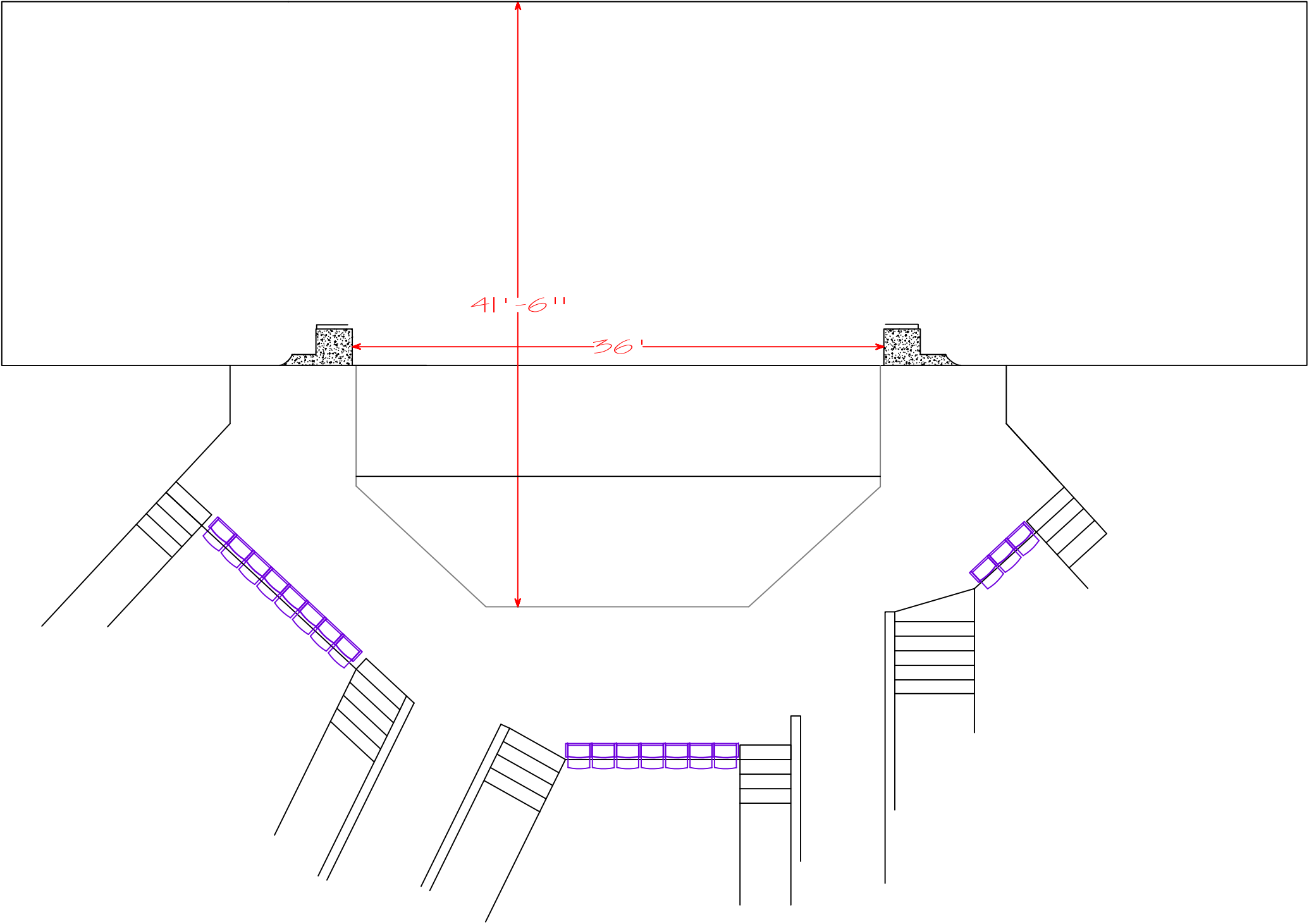
**Hearing Impaired** LED Closed Captioning Sign**Visually Impaired** Williams Sound RF Audio Description SystemKENTUCKY  
CENTER



KENTUCKY  
CENTER

## Bomhard Theater

Lineset Number	Distance from Proscenium	Show Assignment	Trim Height	Notes
0	0'- 0"	Fire Curtain		
1	0'- 6"	Main/Teaser		
2	1'- 0"			
3	1'- 6"	SL Tormentor		
4	2'-0"	#1 Electric		
5	2'- 6"			
6	3'- 0"			
7	3'- 6"	Movie Screen		
8	4'- 0"			
9	4'- 6"			
10	5'- 0"			
11	5'- 6"			
12	6'- 0"			
13		NO PIPE		
14	7'- 0"			
15	7'- 6"			
16	8'- 0'			
17		NO PIPE		
18	9'- 0'	#2 Electric		
19		NO PIPE		
20	10'- 0"	Traveler		
21	10'- 6"			
22	11'- 0"			
23		NO PIPE		
24	12'- 0"	#3 Electric		
25		NO PIPE		
26	13'- 0"			
27	13'- 6"			Fouls on LPS Drop
28	14'- 0"	LPS Backdrop		
29		NO PIPE		
30	15'- 0"			
31	15'- 6"			Fouls on #4 Electric
32	16'- 0"	#4 Electric		
33		NO PIPE		
34	17'- 0"	US Black Drape		
35	17'- 6"	Cyclorama		Stretched on hard frame

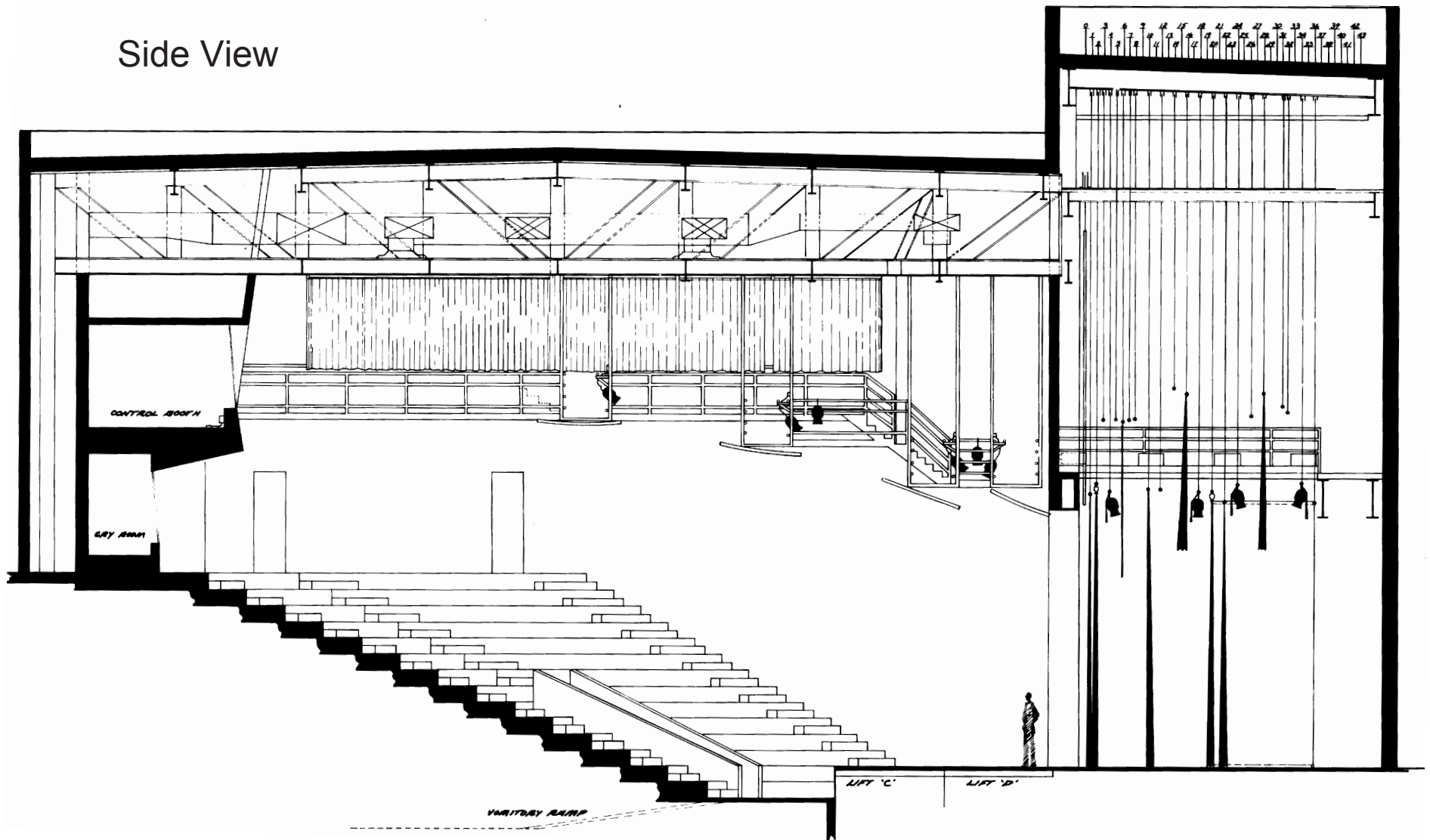


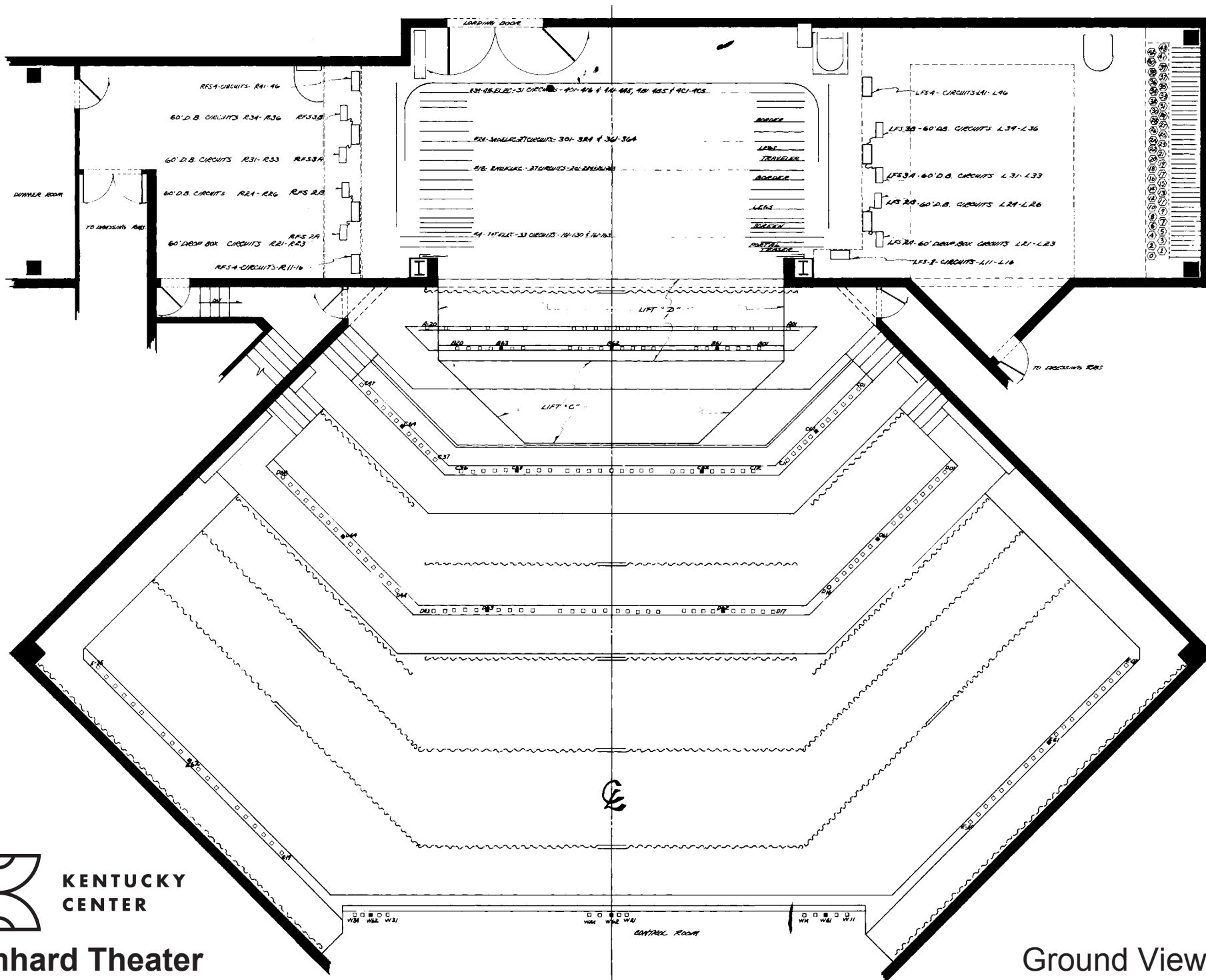


KENTUCKY  
CENTER

## Bomhard Theater

Side View





KENTUCKY  
CENTER

Bomhard Theater

Ground View